

2023 HASKELL COUNTY ASSESSOR'S OFFICE REPORT TO THE EXCISE BOARD

07/26/2023

City/Village								
DISTRICT	DESCRIPTION	PERSONAL PROPERTY	REAL PROPERTY	PUBLIC SERVICE	TOTAL VALUATION	HOMESTEAD EXEMPTIONS	OTHER EXEMPTIONS	NET VALUATION
T01	Stigler City	1,943,184	11,606,723	96,147	13,646,054	419,167	308,050	12,918,837
T02	Keota City	84,863	932,648	5,684	1,023,195	87,794	12,561	922,840
T03	Kinta City	32,827	500,482	853	534,162	45,396	32,118	456,648
T04	McCurtain City	15,840	702,353	168	718,361	75,590	23,011	619,760
T05	Tamaha City	0	217,204	0	217,204	17,048	13,383	186,773
CITY/VILLAGE TOTAL VALUATION		2,076,714	13,959,410	102,852	16,138,976	644,995	389,123	15,104,858

County								
DISTRICT	DESCRIPTION	PERSONAL PROPERTY	REAL PROPERTY	PUBLIC SERVICE	TOTAL VALUATION	HOMESTEAD EXEMPTIONS	OTHER EXEMPTIONS	NET VALUATION
C001	HASKELL County General	11,537,763	51,268,774	16,657,802	79,464,339	2,670,453	1,638,831	75,155,055
COUNTY TOTAL VALUATION		11,537,763	51,268,774	16,657,802	79,464,339	2,670,453	1,638,831	75,155,055

School								
DISTRICT	DESCRIPTION	PERSONAL PROPERTY	REAL PROPERTY	PUBLIC SERVICE	TOTAL VALUATION	HOMESTEAD EXEMPTIONS	OTHER EXEMPTIONS	NET VALUATION
I-10	Whitefield	453,731	2,737,489	557,136	3,748,356	206,195	19,475	3,522,686
I-13	Kinta	2,627,634	4,672,585	2,698,402	9,998,621	296,707	180,021	9,521,893
I-20	Stigler	4,408,313	32,496,116	6,626,687	43,531,116	1,343,685	1,108,319	41,079,112
I-37	McCurtain	1,345,318	2,269,507	2,768,406	6,383,231	160,552	67,784	6,154,895
I-43	Keota	1,524,430	6,806,448	3,709,246	12,040,124	502,074	186,019	11,352,031
JT-17	Quinton	1,178,337	2,286,629	297,925	3,762,891	161,240	77,213	3,524,438
SCHOOL TOTAL VALUATION		11,537,763	51,268,774	16,657,802	79,464,339	2,670,453	1,638,831	75,155,055

Vo-Tech								
DISTRICT	DESCRIPTION	PERSONAL PROPERTY	REAL PROPERTY	PUBLIC SERVICE	TOTAL VALUATION	HOMESTEAD EXEMPTIONS	OTHER EXEMPTIONS	NET VALUATION
V7	Kiamichi Vo Tech	11,537,763	51,268,774	16,657,802	79,464,339	2,670,453	1,638,831	75,155,055
VO-TECH TOTAL VALUATION		11,537,763	51,268,774	16,657,802	79,464,339	2,670,453	1,638,831	75,155,055

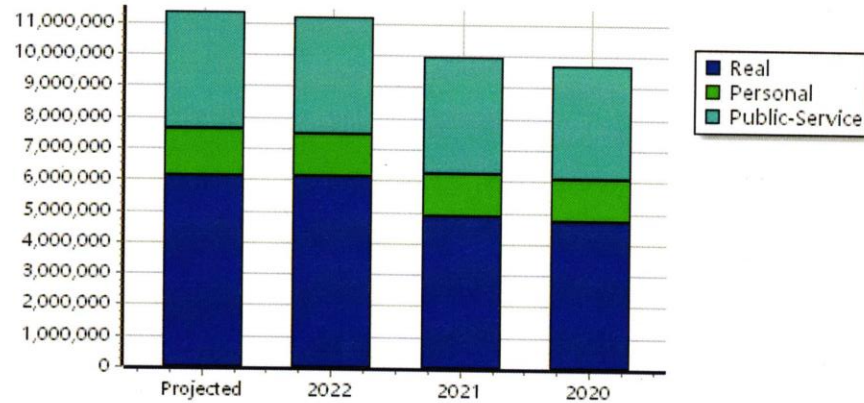
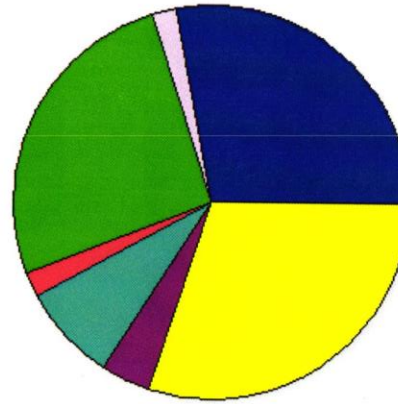
Real	Count	Value
Agricultural	828	3,414,007
Commercial	56	267,525
Residential	1,016	3,124,916
Total Real Value	1,900	6,806,448
Homestead	466	502,074
Veteran	26	186,019
Other	0	0
Total Exempt	539	688,093
TIF Increment Value		
Net Assessed		6,118,355
Net Assessed Under Protest		
Senior Freeze	69	195,247
Capped Parcels	1,061	1,875,640

Personal	Count	Value
Agricultural	104	426,345
Commercial	59	977,795
Mobile Home	48	125,084
Total Personal	211	1,529,224
Total Exempt	29	4,794
TIF Increment Value		
Net Assessed		1,524,430
Net Assessed Under Protest		

Public Service	Count	Value
Total PS Value	17	3,709,246
TIF Increment Value		
Net Assessed		3,709,246

District Totals	
Total Gross Value	12,044,918
Homestead Loss	502,074
Other Exemption Loss	190,813
TIF Increment Value	
Retained TIF Value	
Net Assessed Value	11,352,031
Net Assessed Under Protest	

* Public Service Protests Values are not included on this report.



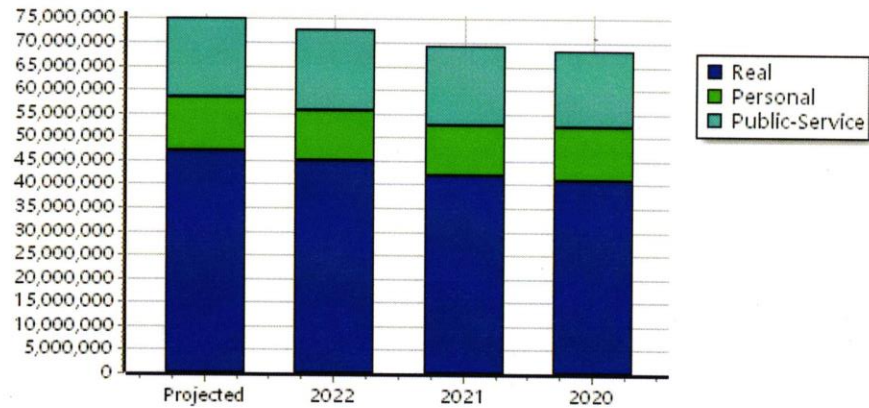
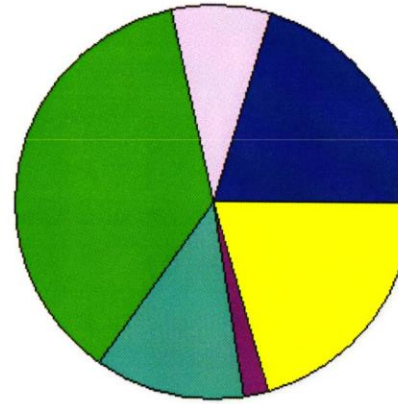
Real	Count	Value
Agricultural	4,501	16,073,272
Commercial	398	6,012,087
Residential	6,902	29,183,415
Total Real Value	11,801	51,268,774
Homestead	2,486	2,670,453
Veteran	154	1,638,831
Other	0	0
Total Exempt	2,859	4,309,284
TIF Increment Value		
Net Assessed		46,959,490
Net Assessed Under Protest		
Senior Freeze	373	823,083
Capped Parcels	4,755	7,599,050

Personal	Count	Value
Agricultural	529	1,258,270
Commercial	463	9,735,062
Mobile Home	256	604,120
Total Personal	1,248	11,597,452
Total Exempt	116	59,689
TIF Increment Value		
Net Assessed		11,537,763
Net Assessed Under Protest		

Public Service	Count	Value
Total PS Value	103	16,657,802
TIF Increment Value		
Net Assessed		16,657,802

District Totals	
Total Gross Value	79,524,028
Homestead Loss	2,670,453
Other Exemption Loss	1,698,520
TIF Increment Value	
Retained TIF Value	
Net Assessed Value	75,155,055
Net Assessed Under Protest	

* Public Service Protests Values are not included on this report.



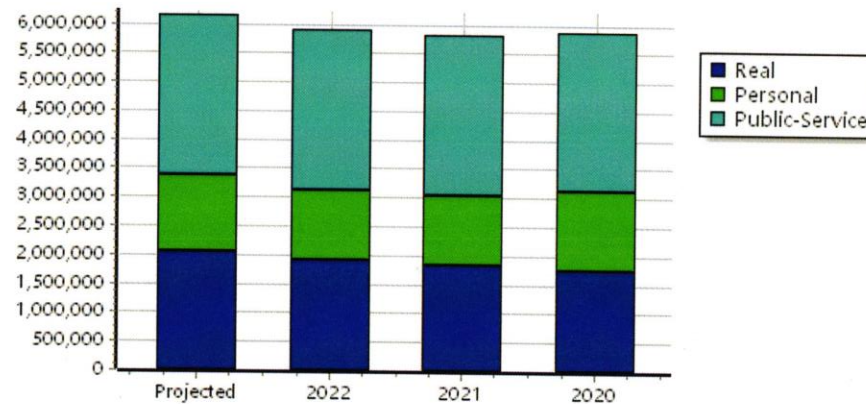
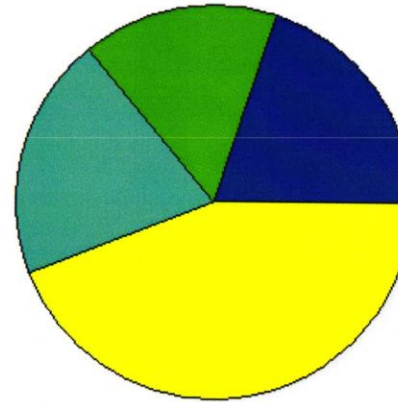
Real	Count	Value
Agricultural	450	1,229,804
Commercial	22	55,239
Residential	554	984,464
Total Real Value	1,026	2,269,507
Homestead	156	160,552
Veteran	10	67,784
Other	0	0
Total Exempt	176	228,336
TIF Increment Value		
Net Assessed		2,041,171
Net Assessed Under Protest		
Senior Freeze	18	47,710
Capped Parcels	461	560,465

Personal	Count	Value
Agricultural	46	61,740
Commercial	31	1,254,395
Mobile Home	12	30,453
Total Personal	89	1,346,588
Total Exempt	8	1,270
TIF Increment Value		
Net Assessed		1,345,318
Net Assessed Under Protest		

Public Service	Count	Value
Total PS Value	16	2,768,406
TIF Increment Value		
Net Assessed		2,768,406

District Totals	
Total Gross Value	6,384,501
Homestead Loss	160,552
Other Exemption Loss	69,054
TIF Increment Value	
Retained TIF Value	
Net Assessed Value	6,154,895
Net Assessed Under Protest	

* Public Service Protests Values are not included on this report.



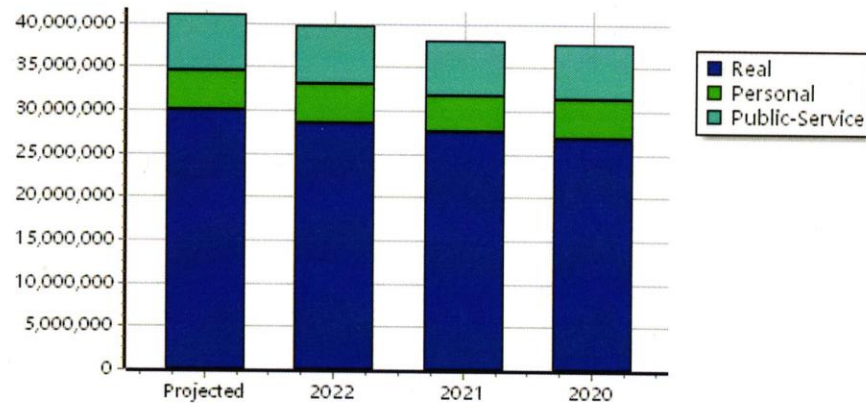
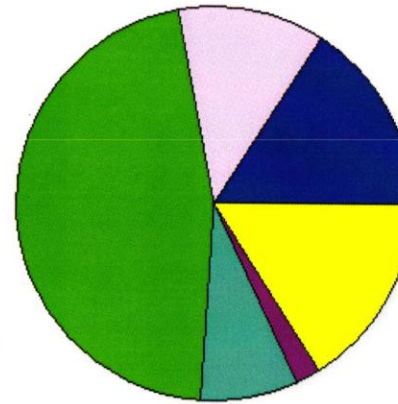
Real	Count	Value
Agricultural	1,499	6,867,835
Commercial	261	5,206,393
Residential	3,698	20,421,888
Total Real Value	5,458	32,496,116
Homestead	1,250	1,343,685
Veteran	85	1,108,319
Other	0	0
Total Exempt	1,438	2,452,004
TIF Increment Value		
Net Assessed		30,044,112
Net Assessed Under Protest		
Senior Freeze	181	337,023
Capped Parcels	1,911	3,449,785

Personal	Count	Value
Agricultural	221	476,778
Commercial	275	3,667,020
Mobile Home	132	271,774
Total Personal	628	4,415,572
Total Exempt	35	7,259
TIF Increment Value		
Net Assessed		4,408,313
Net Assessed Under Protest		

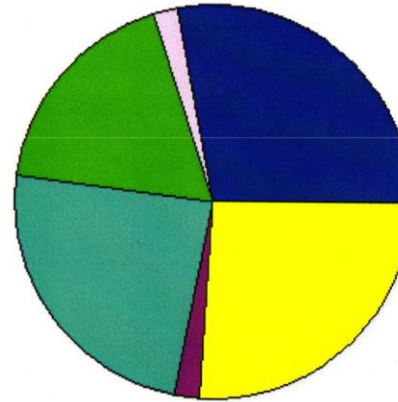
Public Service	Count	Value
Total PS Value	29	6,626,687
TIF Increment Value		
Net Assessed		6,626,687

District Totals	
Total Gross Value	43,538,375
Homestead Loss	1,343,685
Other Exemption Loss	1,115,578
TIF Increment Value	
Retained TIF Value	
Net Assessed Value	41,079,112
Net Assessed Under Protest	

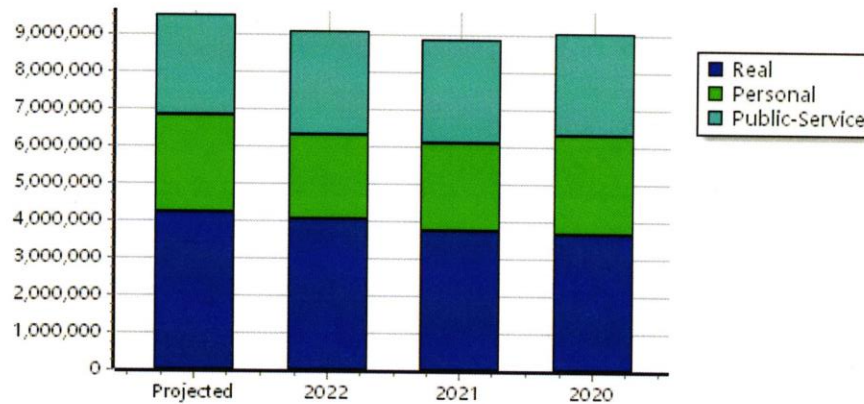
* Public Service Protests Values are not included on this report.



Real	Count	Value
Agricultural	1,120	2,781,265
Commercial	30	119,321
Residential	816	1,771,999
Total Real Value	1,966	4,672,585
Homestead	272	296,707
Veteran	23	180,021
Other	0	0
Total Exempt	324	476,728
TIF Increment Value		
Net Assessed		4,195,857
Net Assessed Under Protest		
Senior Freeze	49	119,196
Capped Parcels	711	786,466



Personal	Count	Value
Agricultural	107	210,389
Commercial	45	2,329,968
Mobile Home	32	93,580
Total Personal	184	2,633,937
Total Exempt	29	6,303
TIF Increment Value		
Net Assessed		2,627,634
Net Assessed Under Protest		
Public Service		
Total PS Value	19	2,698,402
TIF Increment Value		
Net Assessed		2,698,402



District Totals	
Total Gross Value	10,004,924
Homestead Loss	296,707
Other Exemption Loss	186,324
TIF Increment Value	
Retained TIF Value	
Net Assessed Value	9,521,893
Net Assessed Under Protest	

* Public Service Protests Values are not included on this report.

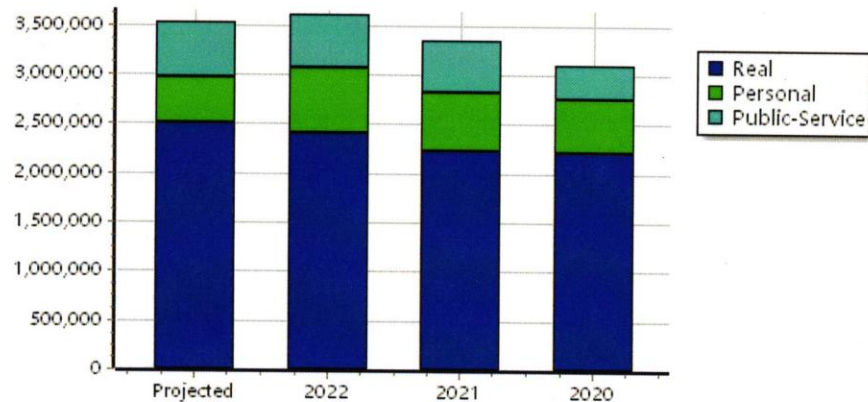
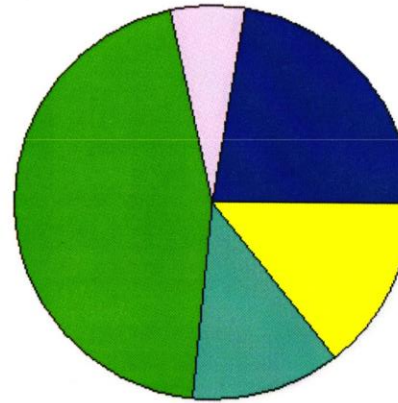
Real	Count	Value
Agricultural	273	867,185
Commercial	22	197,220
Residential	403	1,673,084
Total Real Value	698	2,737,489
Homestead	190	206,195
Veteran	3	19,475
Other	0	0
Total Exempt	212	225,670
TIF Increment Value		
Net Assessed		2,511,819
Net Assessed Under Protest		
Senior Freeze	31	61,244
Capped Parcels	345	573,789

Personal	Count	Value
Agricultural	24	29,029
Commercial	36	436,308
Mobile Home	12	24,551
Total Personal	72	489,888
Total Exempt	4	36,157
TIF Increment Value		
Net Assessed		453,731
Net Assessed Under Protest		


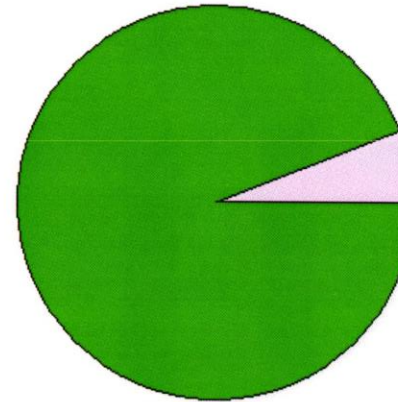
Public Service	Count	Value
Total PS Value	15	557,136
TIF Increment Value		
Net Assessed		557,136

District Totals	
Total Gross Value	3,784,513
Homestead Loss	206,195
Other Exemption Loss	55,632
TIF Increment Value	
Retained TIF Value	
Net Assessed Value	3,522,686
Net Assessed Under Protest	

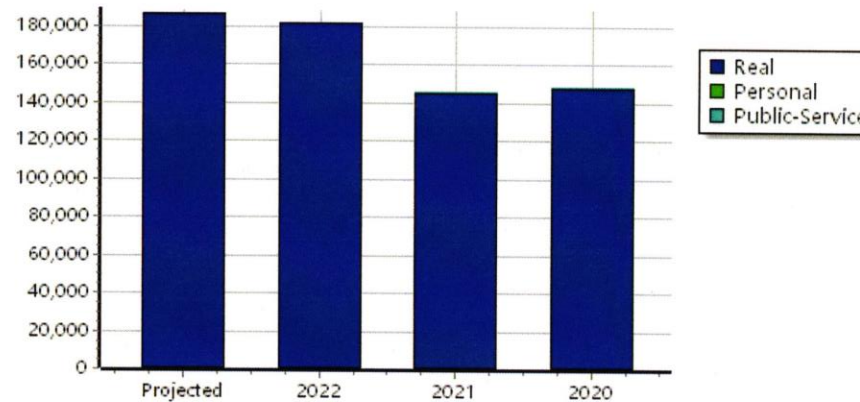
* Public Service Protests Values are not included on this report.



Real	Count	Value
Agricultural	0	0
Commercial	2	14,014
Residential	106	203,190
Total Real Value	108	217,204
Homestead	17	17,048
Veteran	2	13,383
Other	0	0
Total Exempt	20	30,431
TIF Increment Value		
Net Assessed		186,773
Net Assessed Under Protest		
Senior Freeze	4	8,483
Capped Parcels	54	23,532



Personal	Count	Value
Agricultural	0	0
Commercial	0	0
Mobile Home	0	0
Total Personal	0	0
Total Exempt	0	0
TIF Increment Value		
Net Assessed		0
Net Assessed Under Protest		
Public Service	Count	Value
Total PS Value	0	0
TIF Increment Value		
Net Assessed		0



District Totals	
Total Gross Value	217,204
Homestead Loss	17,048
Other Exemption Loss	13,383
TIF Increment Value	
Retained TIF Value	
Net Assessed Value	186,773
Net Assessed Under Protest	

* Public Service Protests Values are not included on this report.

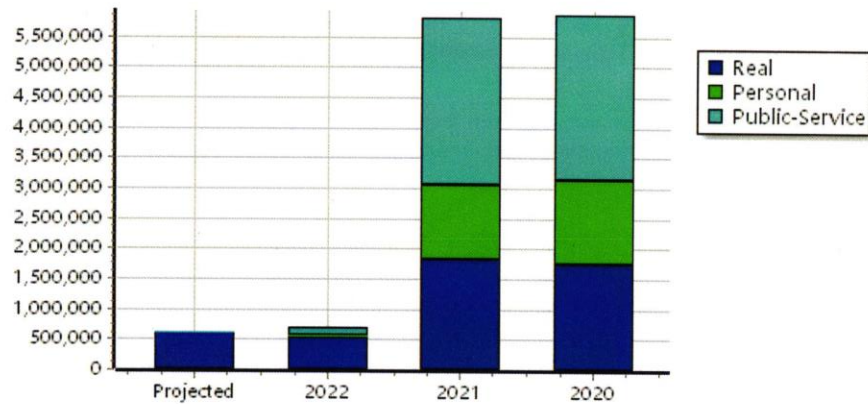
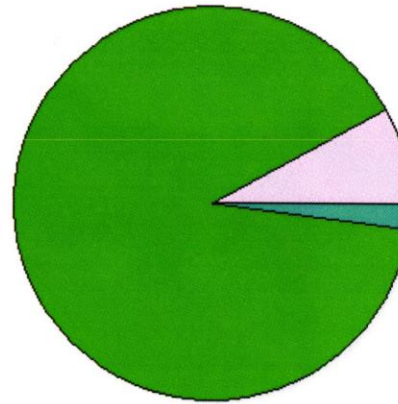
Real	Count	Value
Agricultural	0	0
Commercial	19	51,079
Residential	426	651,274
Total Real Value	445	702,353
Homestead	72	75,590
Veteran	4	23,011
Other	0	0
Total Exempt	84	98,601
TIF Increment Value		
Net Assessed		603,752
Net Assessed Under Protest		
Senior Freeze	9	14,416
Capped Parcels	270	223,004

Personal	Count	Value
Agricultural	1	607
Commercial	7	11,247
Mobile Home	2	3,986
Total Personal	10	15,840
Total Exempt	0	0
TIF Increment Value		
Net Assessed		15,840
Net Assessed Under Protest		

Public Service	Count	Value
Total PS Value	1	168
TIF Increment Value		
Net Assessed		168

District Totals	
Total Gross Value	718,361
Homestead Loss	75,590
Other Exemption Loss	23,011
TIF Increment Value	
Retained TIF Value	
Net Assessed Value	619,760
Net Assessed Under Protest	

* Public Service Protests Values are not included on this report.

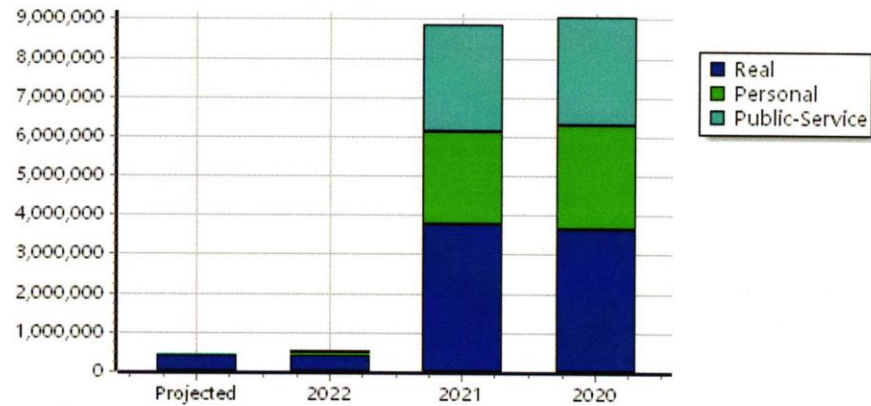
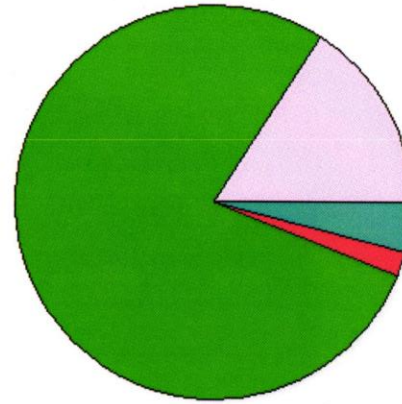


Real	Count	Value
Agricultural	0	0
Commercial	23	87,177
Residential	280	413,305
Total Real Value	303	500,482
Homestead	43	45,396
Veteran	6	32,118
Other	0	0
Total Exempt	53	77,514
TIF Increment Value		
Net Assessed		422,968
Net Assessed Under Protest		
Senior Freeze	11	18,902
Capped Parcels	167	94,491

Personal	Count	Value
Agricultural	1	62
Commercial	10	23,858
Mobile Home	5	8,907
Total Personal	16	32,827
Total Exempt	0	0
TIF Increment Value		
Net Assessed		32,827
Net Assessed Under Protest		

Public Service	Count	Value
Total PS Value	2	853
TIF Increment Value		
Net Assessed		853

District Totals	
Total Gross Value	534,162
Homestead Loss	45,396
Other Exemption Loss	32,118
TIF Increment Value	
Retained TIF Value	
Net Assessed Value	456,648
Net Assessed Under Protest	
* Public Service Protests Values are not included on this report.	

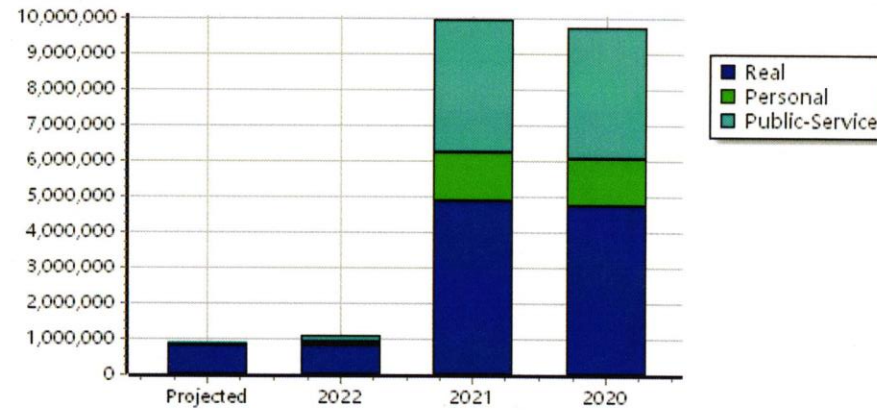
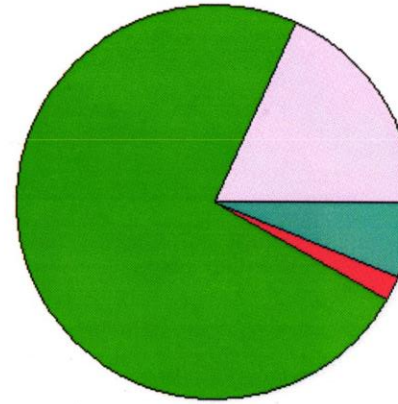


Real	Count	Value
Agricultural	0	0
Commercial	46	193,080
Residential	288	739,568
Total Real Value	334	932,648
Homestead	80	87,794
Veteran	4	12,561
Other	0	0
Total Exempt	94	100,355
TIF Increment Value		
Net Assessed		832,293
Net Assessed Under Protest		
Senior Freeze	16	35,976
Capped Parcels	258	347,074

Personal	Count	Value
Agricultural	0	0
Commercial	27	65,104
Mobile Home	9	19,759
Total Personal	36	84,863
Total Exempt	0	0
TIF Increment Value		
Net Assessed		84,863
Net Assessed Under Protest		

Public Service	Count	Value
Total PS Value	2	5,684
TIF Increment Value		
Net Assessed		5,684

District Totals	
Total Gross Value	1,023,195
Homestead Loss	87,794
Other Exemption Loss	12,561
TIF Increment Value	
Retained TIF Value	
Net Assessed Value	922,840
Net Assessed Under Protest	
* Public Service Protests Values are not included on this report.	



Real	Count	Value
Agricultural	7	24,525
Commercial	205	4,237,474
Residential	1,179	7,344,724
Total Real Value	1,391	11,606,723
Homestead	375	419,167
Veteran	21	308,050
Other	0	0
Total Exempt	442	727,217

TIF Increment Value

Net Assessed 10,879,506

Net Assessed Under Protest

Senior Freeze	69	90,983
Capped Parcels	466	1,278,794

Personal	Count	Value
Agricultural	10	5,449
Commercial	182	1,929,265
Mobile Home	9	10,498
Total Personal	201	1,945,212
Total Exempt	5	2,028

TIF Increment Value

Net Assessed 1,943,184

Net Assessed Under Protest

Public Service	Count	Value
Total PS Value	6	96,147

TIF Increment Value

Net Assessed 96,147

District Totals

Total Gross Value	13,648,082
Homestead Loss	419,167
Other Exemption Loss	310,078

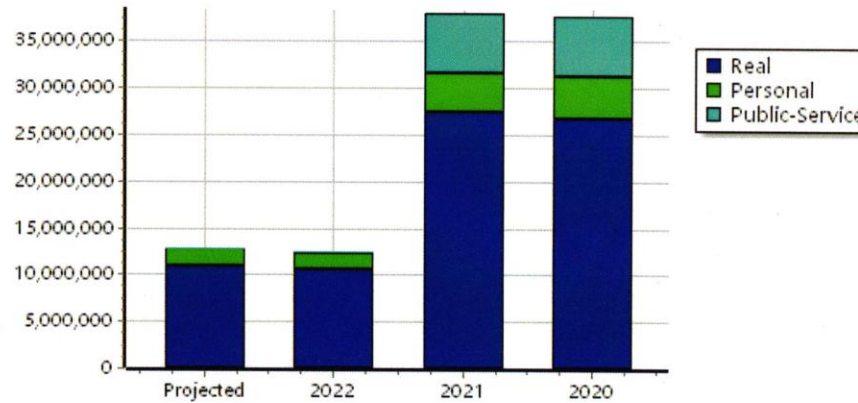

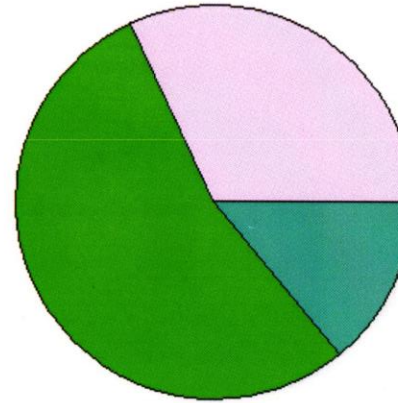
TIF Increment Value

Retained TIF Value

Net Assessed Value 12,918,837

Net Assessed Under Protest

* Public Service Protests Values are not included on this report.



Real	Count	Value
Agricultural	4,501	16,073,272
Commercial	398	6,012,087
Residential	6,902	29,183,415
Total Real Value	11,801	51,268,774
Homestead	2,486	2,670,453
Veteran	154	1,638,831
Other	0	0
Total Exempt	2,859	4,309,284

TIF Increment Value

Net Assessed 46,959,490

Net Assessed Under Protest

Senior Freeze	373	823,083
Capped Parcels	4,755	7,599,050

Personal	Count	Value
Agricultural	529	1,258,270
Commercial	463	9,735,062
Mobile Home	256	604,120
Total Personal	1,248	11,597,452
Total Exempt	116	59,689

TIF Increment Value

Net Assessed 11,537,763

Net Assessed Under Protest

Public Service	Count	Value
Total PS Value	103	16,657,802

TIF Increment Value

Net Assessed 16,657,802

District Totals

Total Gross Value	79,524,028
Homestead Loss	2,670,453
Other Exemption Loss	1,698,520

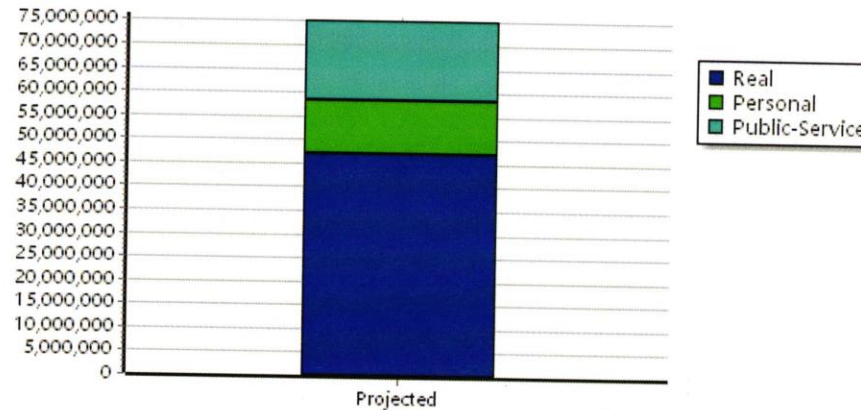
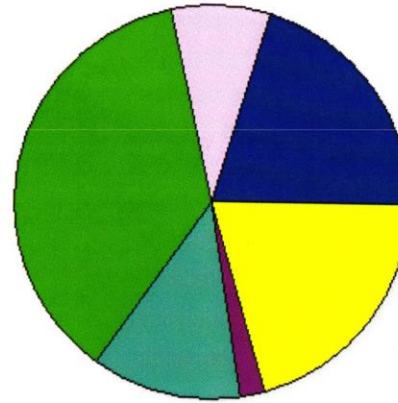
TIF Increment Value

Retained TIF Value

Net Assessed Value 75,155,055

Net Assessed Under Protest

* Public Service Protests Values are not included on this report.



Real	Count	Value
Agricultural	331	913,176
Commercial	7	166,389
Residential	415	1,207,064
Total Real Value	753	2,286,629
Homestead	152	161,240
Veteran	7	77,213
Other	0	0
Total Exempt	170	238,453
TIF Increment Value		
Net Assessed		2,048,176
Net Assessed Under Protest		
Senior Freeze	25	62,663
Capped Parcels	266	352,905

Personal	Count	Value
Agricultural	27	53,989
Commercial	17	1,069,576
Mobile Home	20	58,678
Total Personal	64	1,182,243
Total Exempt	11	3,906
TIF Increment Value		
Net Assessed		1,178,337
Net Assessed Under Protest		

Public Service	Count	Value
Total PS Value	7	297,925
TIF Increment Value		
Net Assessed		297,925

District Totals

Total Gross Value	3,766,797
Homestead Loss	161,240
Other Exemption Loss	81,119
TIF Increment Value	
Retained TIF Value	
Net Assessed Value	3,524,438
Net Assessed Under Protest	
* Public Service Protests Values are not included on this report.	

